


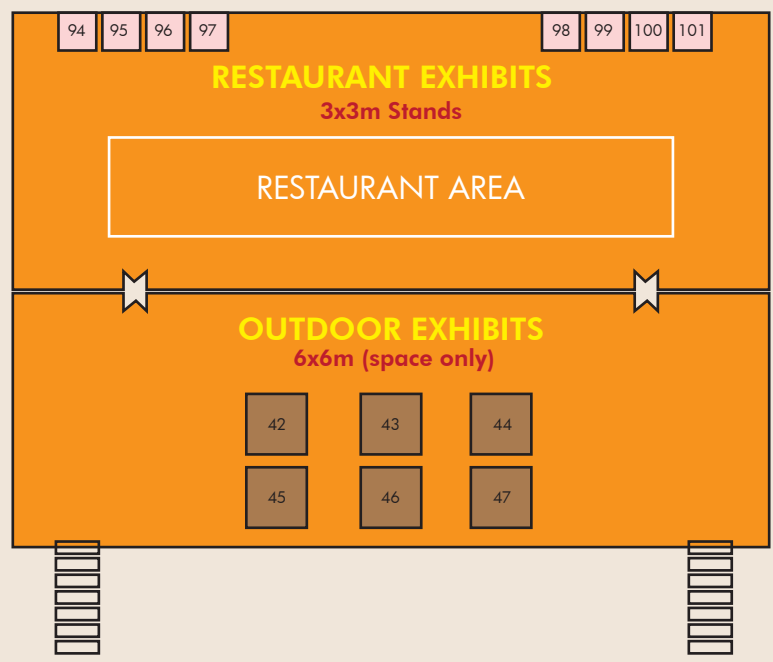
4th Floor



KEY:

- SUITES (SPACE ONLY) 4m x 4m
- INDOOR SHELL SCHEME 3m x 2m
- TABLE TOP 2m x 1m
- INDOOR (SPACE ONLY) 4m x 4m
- INDOOR (SPACE ONLY) 6m x 3m

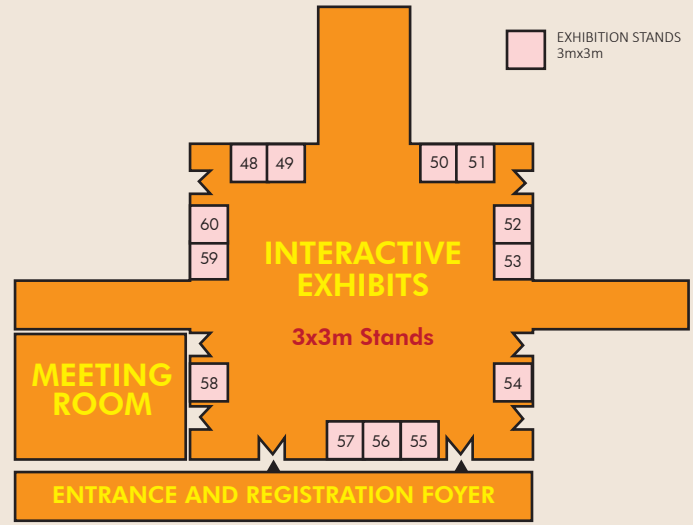
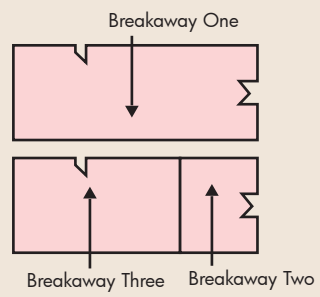
2nd Floor



KEY:

- EXHIBITION STANDS 3m x 3m
- OUTDOOR EXHIBITS (SPACE ONLY) 6m x 6m

1st Floor

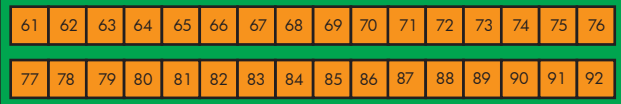


KEY:

- EXHIBITION STANDS 3m x 3m

OUTDOOR EXHIBITS (grass outdoor at lake)

10x10m (Space Only)



KEY:

- OUTDOOR EXHIBITS (SPACE ONLY) 10m x 10m

West Entrance

WATER EXHIBITS

North End Lake